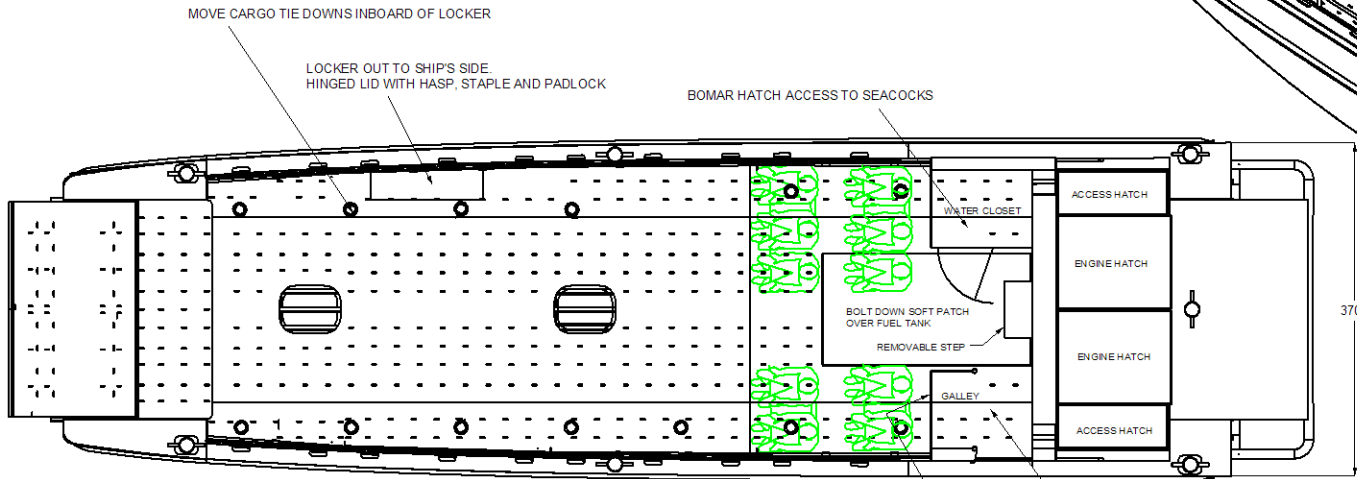
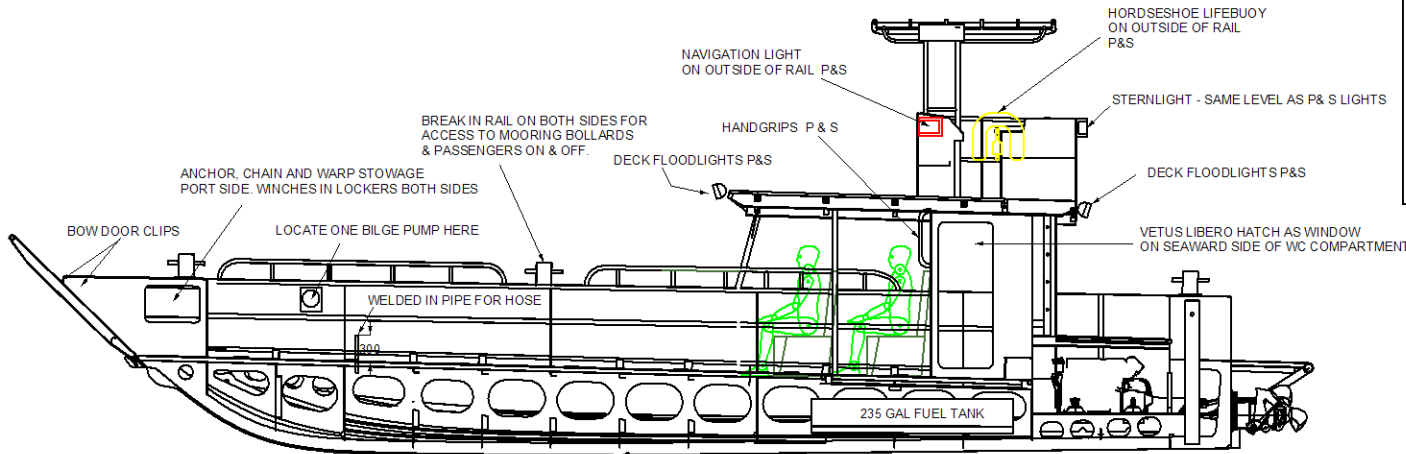
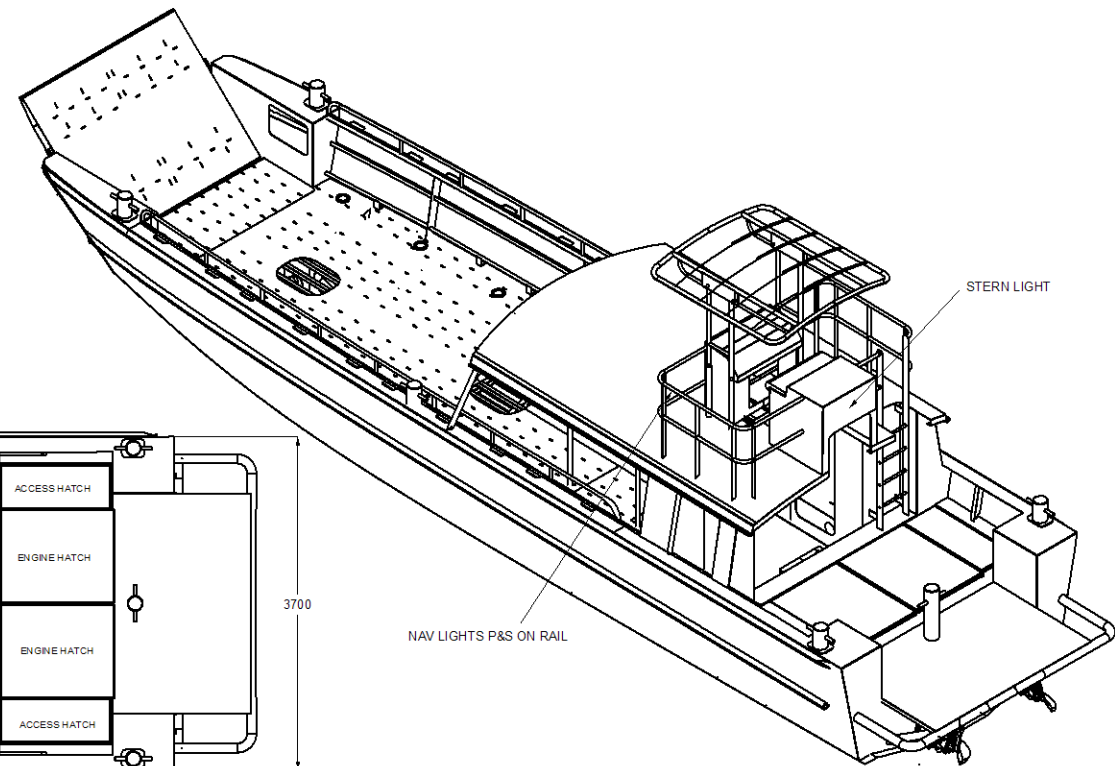


WORKING BOATS UK LTD  
FINAL VIEWS RED CROSS PROPOSAL



PLAN VIEW  
(TOP NOT SHOWN)



INBOARD PROFILE

2. ENGINE ROOM HAS ONE STRIP LIGHT ON MIDLINE
3. UNDER FLYING BRIDGE AND SHELTER HAVE TWO STRIP LIGHTS ON MID LINE
4. WC & GALLEY HAVE ONE ROUND LIGHT EACH
5. GALLEY HAS SINK + ONE FRESHWATER PUMP + ONE SEAWATER PUMP
6. WC HAS WASH HAND BASIN AND ONE FRESHWATER PUMP
7. WC HAS UNDER DECK ACCESS VIA BOMAR HATCH
8. GALLEY HAS UNDER DECK ACCESS VIA BOMAR HATCH
9. GALLEY SEACOCKS: ONE SINK DRAIN, ONE SEAWATER INLET TO HAND PUMP
10. WC SEACOCKS: ONE WC INLET, ONE WC PUMP OUT, ONE WASH HAND BASIN DRAIN
11. 2 X BATTERIES: ONE ENGINE STARTING, ONE HOUSE SUPPLY. FOUR WAY SWITCH BATT 1: BATT 2: BOTH: OFF
12. SUPPLY TO SWITCHBOARDS ON CONSOLE
13. DISTRIBUTION FROM SWITCHBOARDS TO: GPS, RADAR, VHF, NAV LIGHTS, HOUSE LIGHTS, ELECTRIC BILGE PUMP, EXTRACTION FANS, ETC ETC

1. MANUAL BILGE PUMP. STRUM BOX BENEATH LOAD DECK DISCHARGE OVER SIDE (MAY BE COILED UP HOSE)
2. ELECTRIC BILGE PUMP IN ENGINE ROOM. PERMANENT DISCHARGE OUTLET OVER SIDE - WELL ABOVE W/L. ALL PUMP CONTROLS TO CONSOLE
3. FIRE EXTINGUISHERS: ONE AT CONSOLE (UNDER COVER), ONE IN GALLEY TWO ON BULKHEADS AT AFT END OF PASSENGER SHELTER